

Preparing for the Trade Show

SITL 24

Architectural technical regulations

 RX France

Very important: by signing your application form, you have undertaken to comply with and to ensure that all decorators, installers or contractors comply with all the clauses of the general regulations, including the time allotted for setup and takedown.

The trade show organiser reserves the right to have the general installer modify or dismantle (at the exhibitor's expense) any installations that do not comply with the architectural regulations and which are likely to disturb neighbouring exhibitors or the public.

The technical team will check all the installations of the stands and may reject those that do not conform to the approved design.

Furthermore, the organiser reserves the right to have a certified inspection body issue a report certifying the stability of the stand structures at the exhibitor's expense.

Hanging elements/slings:

Elements to be hung from the pavilion's rafters must be installed by the Parc des Expositions technical teams. Requests must be made to the park's exhibitor services (+33(0)1 40 68 16 16 or contact@e-viparistore.com). In all cases, hanging elements must comply with the architectural rules.

Your hanging structures (or strung elements) must be inspected by a certified company in order to obtain a stability report. Exhibitors must provide a certificate of compliance (you can contact companies at your best convenience) This document will be required by the head of security before the show opening.

Preparing for the Trade Show

Architectural technical regulations

RX France

Before February the 5th, 2024

Two drawings with dimensions showing floor plan and elevation views must be submitted to ASTECH, the service provider in charge of approving stand designs for study :

ASTECH

Email: pascal.redon@astech-prod.com

Tél : +33 (0)6 83 25 95 12



Preparing for the Trade Show

Architectural technical regulations



Stand constructions must take into account the following heights* (from the ground) and clearances:

	Maximum high	Clearance	Rules
Construction <i>(Stand structures and decoration items)</i>	5.00m	1.00m	Clearance from the edges of the neighbour stand only, for constructions between 3.50m and 5m high.
Partitions/Shared partitions walls	2.40m min. 3.50m max.	/	The partitions facing neighboring stands must be smooth, plain, painted white or covered with white or grey wall fabric, without any type of signs, electric cables or wooden braces for assembling partitions.
Signs	6.00m	1.00m	Clearance from the edges of the neighbour stand only. Caution: a minimum distance of 1m must be observed between the top of the partitions / structures and the bottom of the suspended signage in order to have a maximum of visibility (no derogation available) New: hung signage on the ceiling can only be installed by the VIPARIS Technical Services. Please, order to www.viparisstore.com
Hanging sign structures	6.00m	1.00m	Open superstructure that can include the exhibitor's label or illuminated logo. Sign structures must be slung or only be attached to the structure by a light frame. Clearance from the edges of the neighbour stand only.
Lighting fixtures or truss lighting	6.00m <i>(according to feasibility of the hall)</i>	1.00m	Independent lighting fixtures hung above the stand structures are authorised. Clearance from the edges of the neighbour stand only.
Multi-level stands	5.00m	2.00m	Clearance from the edges of the neighbour stand only. Stands located on either side of the 6.00m safety aisles must respect a setback of 2.50m inside the stand. (Please do not forget to inform your Sales Manager)
Vehicle / exposed material	5.00m <i>(if beyond, please contact us)</i>	1.50m from the aisle and 1m from neighbour partitions	<u>Please contact us for the arrival and the positioning on the booth</u>

*Please ask your technical contact for the height restrictions specific to your spot. .

Architectural technical regulations

Stand boundaries

No decorations, furnishings, signs or lighting may protrude from the boundaries of your stand.

Clear aisles

Exhibitors must leave **the aisles clear** of all pipes, cables/wires or decorative elements, both on the ground and overhead. However, pipes and cables meeting the requirements of the organiser, or the safety teams will be allowed to cross the stands if necessary.

Stand openings

Each side of a stand facing an aisle must have **a minimum 50% opening**. Any decoration or installation must be designed in order to allow easy access to the stand, avoid disturbing neighbouring stands and to allow proper visibility through the stands.

The following may be considered as openings:

- Any decoration or furniture not exceeding 1.10m high, (ex: low partitions, plant, reception desk...)
- Any mobile element, over its entire height, allowing physical access to the stand

Caution : Glazed partitions, windows/glazed doors or claustras will be not considerate as opening.

For any closing beyond, a clearance limit from the aisles of 2m must be respected.

Equipment in operation

Exhibitors wanting to present equipment in operation, must return the "Equipment in operation" form to the safety officer.

Damage

Exhibitors are responsible for any damage to the building's structures during the transport, installation or removal of their equipment made by themselves and/or companies working on their behalf.

Partitions/walls, floors, and pillars may not be drilled into, sealed, chased, cut or painted.

Architectural technical regulations

Reused stands

Reused stands are subject to the trade show's Architectural Regulations, just like newly built stands must be submitted and be approved to **ASTECH**: pascal.redon@astech-prod.com .

Multi-level stands

Upper floor are authorized but you have to inform before the sales manager.

Multi-levels stands are allowed but must respect a 2.00m clearance from neighboring stands. Those located on either side of the 6.00m safety aisles must respect a setback of 2.50m inside the stand so that the multi-levels stands are 11.00m apart.

All multi-levels stands must have a stability certificate issued by an approved and competent organization when they are examined by the prefectural safety commission. For any high-rise construction, please contact our safety manager: Cabinet AFS for approval : afs@afsconseils.fr

Awnings

If you wish to install an awning, you will first need to have the amount of coverage approved by our safety officer: afs@afsconseils.fr

Flooring

Stands are delivered with carpeting except for stands installed by a decorator who supplies, installs, and removes it. Exhibitors will be charged for any damage they cause to the existing floor. They are responsible for taking all necessary precautions (plastic, plywood, etc.) to protect the floor from risks, especially painting.

Cladding on posts

Exhibitors may use any part of the cladding to hang signs or decorative elements. At the end of the trade show, exhibitors must remove any elements attached with staples and ensure that all staples have been removed from the cladding. Poles must not be drilled into or damaged. In the event of non-compliance, the exhibitor will be charged for repairs.

Architectural technical regulations

Attractions/events, sound systems and illuminated signs

All forms of attractions/events and sales activities are strictly prohibited outside the stand unless the exhibitor has reserved this type of visibility with the organiser.

All light and sound advertising must be submitted to the organiser for approval, who may revoke the authorisation granted in the event of a disturbance to neighbouring exhibitors, the flow of visitor traffic or the trade show. Rotating and similar lights are not permitted. Illuminated signs or signage are permitted. Under no circumstances may they have strobe or flashing lights.

Attractions/events must be declared to the organiser. The noise level coming from the stand must not exceed 70dB at the stand boundary. The organizers reserve the right to determine the acceptable sound level in the event of complaints from other exhibitors.

Tethered balloons

Balloons inflated with a gas lighter than air and used as a sign must respect the authorised heights and clearances. **The balloon must be settled into the stand boundaries and must be set at least at 0.50m back from the aisles and 1.00 back from the edges of the neighbour stand.**

Authorised gas: air and helium. Once the balloon is inflated with helium, no helium storage bottles (empty or full) will be authorised in the pavilion. It is also forbidden to put pressure during the presence of the public in the pavilion.

If the balloon is lit, the envelope must have a C reaction to fire.

The length of their attachments must not change and follow the same clearances as hanging elements. Failure to comply with this obligation will authorise the organiser to remove them.

Vehicle

The vehicles set up on the booth must have their tank emptied of their fuel, the battery inaccessible to the public and a means of extinguishing adapted to the vehicle.

For more information, please contact our security officer: afs@afsconseils.fr

Preparing for the Trade Show

Architectural technical regulations

If you are using a stand designer, please send them this document so that they can take these regulations into account when designing your stand.

RX France

Wheelchair accessibility

All stands equipped with a technical floor higher than 2 cm which the public may have to climb must have a wheelchair ramp. It must be 0.90 m wide and have a slope of between 2% and 5%. The ramp must be integrated into the stand and not extend into the aisles.

Smoke ventilation control systems and fire fighting systems

Smoke extraction controls and fire extinguishers are mounted on the side panelling or on pillars and are indicated on the plans. They must be visible and accessible from 1m all around. The intercoms must remain accessible anytime. Signs indicating fire control apparatus must be visible anytime..

The Fire Hose Reel

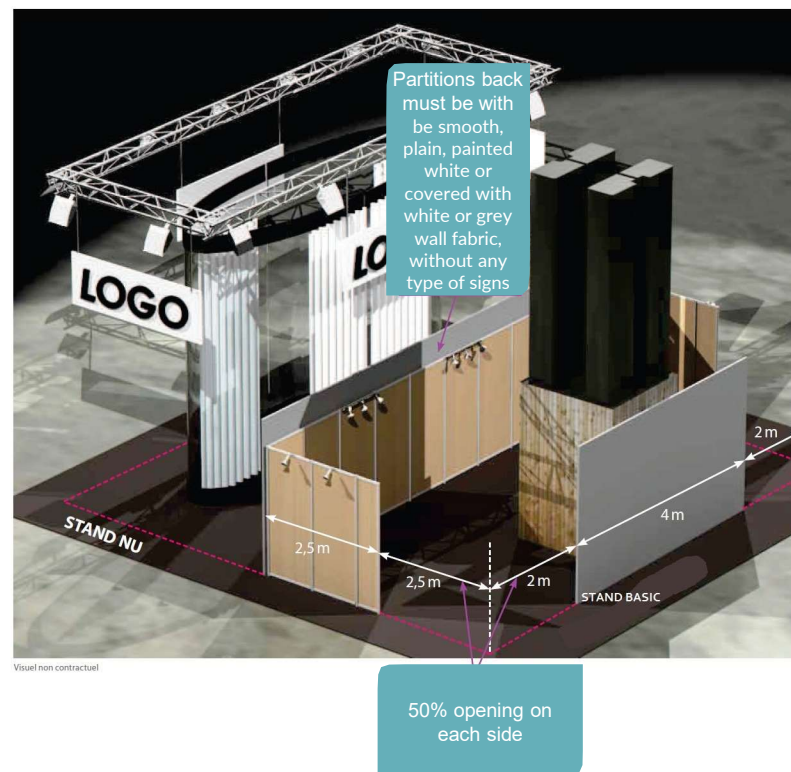

The fire hose reel must remain visible and accessible, and therefore must not be blocked by any casing, doors, curtains or decorative elements.

However, a floating curtain of neutral colour will be tolerated in front of the device. A sign will be placed above the curtain (red plate, RIA in white lettering or pictogram, 40 cm x 15 cm). It must be fully accessible, with a 1 m wide path (at least) from the nearest aisle.

Fire safety inspection


All installations must comply with the regulations issued by the Préfecture de Police. The General Commissioner will inspect all stand installations and may reject those that do not conform to trade show regulations. Due to the Fire Safety Inspection, stand setup must be completed the day before the opening.

Architectural technical regulations



Preparing for the Trade Show

Architectural technical regulations



RX France

All floors are concrete

FIRE HOSE REELS



ELECTRICAL SWITCHBOXE
L 30 x D 38 x H 70



ELECTRICAL CABINET
(from 30KW)
L 45 x D 31 x H 98



Technical duct
on the floor